


NON-SPARKING, NON-MAGNETIC TOOLS



CLAY PICKS

Cast from a high strength nickel-aluminum bronze.
Eye opening size is 1 5/8" W x 2 1/2" L. **Fibreglass handle sold separately.**



Fibreglass handle sold separately



Model No.	Head Wt. lbs.	Head Length"	Price/Each
TP464	4 1/2	21	
TP465	6 3/4	25	
TP466	10 2/5	27 1/2	
TP467*	Fibreglass Handle	36"	

* Fibreglass handle sold separately

SAFETY FLANGE WEDGES

Cast from high strength nickel-aluminum bronze




TLV219



Model No.	Mfg. No.	Dimensions			Price /Each
		L" x W" x H"			
TLV212	W-1	3 1/4 x 1/2 x 1/4			
TLV213	W-2	3 3/4 x 3/4 x 1/2			
TLV214	W-3	6 x 1 x 1/2			
TLV215	W-4	6 x 1 1/2 x 3/4			
TLV216	W-5	7 x 1 1/4 x 1/2			
TLV217	W-6	7 x 2 x 3/4			
TLV218	W-7	7 3/4 x 1 1/2 x 1 5/8			
TLV219	W-8	8 x 1 1/2 x 1			
TLV220	W-9	8 x 2 x 3/4			
TLV221	W-10	8 1/2 x 2 x 1 1/4			
TLV222	W-11	7 x 2 x 3/8			
TLV223	W-12	3 1/2 x 2 x 3/8			
TLV224	W-13	8 x 2 x 2			

SHOVELS & SCOOPS


Non-sparking metal construction. One-piece blade, hollow-socket shovels and scoops. High strength and manageable weight allow for continuous and effective use. Long-handled models have fibreglass handles and D-handled models have fibreglass handles with a plastic grip bar.



TP512



TP511



TP513



TP510



TP509

Model No.	Blade Size			Handle Style	Overall Length"	Price /Each
	W"	x	H"			
ROUND-POINT SHOVELS						
TP509	9	x	11 1/4	D	37	
TP510	9	x	11 1/4	Long	56 1/2	
SQUARE-POINT SHOVELS						
TP511	9	x	11	D	37	
TP512	9	x	11	Long	58	
SCOOP SHOVELS						
TP513	14	x	17	D	40	
TP514	14	x	17	Long	60 1/2	

BANANA WEDGES

- Cast from high strength nickel-aluminum bronze
- Length: 12-1/4"
- Width: 13/16"
- Height: 4-1/16"

Model No. TYO567
Mfg. No. BW-1
Price/Each \$



CHISELS

- Cast from a high strength nickel-aluminum bronze
- Hexagonal shank



HAND CHISELS

Model No.	Tip Width"	Shank Width"	Overall Length"	Price/Each
TP493	1/4	1/4	5 1/4	
TP494	7/16	3/8	5 3/4	
TP495	9/16	1/2	6 1/2	
TP496	3/4	5/8	6	
TP497	13/16	3/4	8	
TP498	1 1/16	5/8	9 1/8	
TP499	3/4	3/4	9	
TP500	7/8	7/8	9	
TP501	1 1/16	1	9 1/4	
TP502	9/16	1/2	12	
TP503	7/8	3/4	12	
TP504	1	7/8	30	